

Make EMH your source for modular crane systems!



NOMAD

... adapting to its environment

The NOMAD system at left is used outdoors at this western water treatment plant. The crane is used to lift and change filters.

Front cover photo

This 6 ton, dual hoist system was installed at a Midwestern auto component manufacturer.

The NOMAD is situated in the middle of a large factory on a floor crowded with supplies and equipment. The NOMAD's design, plus radio controls allow the system to be situated for convenient and efficient overhead material handling.



NOMAD AL

The versatile aluminum workstation crane system for loads to 1000 lbs.

NOMAD AL systems can safely, efficiently and economically transport loads as light as 35 lbs. Its light weight and unique profile allow systems with a wide variety of lifters and end effectors.

Precise rail tolerances and smooth running trolleys often allow manual operation where costly motorized operation would otherwise be needed. Loads always move smoothly, even at the ends of the bridge. No bumps when trolleys move over a splice.

The system shown uses the Mechlift lifter with vacuum assist to precisely place doors on their frames at a manufacturer of residential doors. A similar system is also used to handle panes of glass for placement in the doors.

Overhead Cranes ■ Gantry Cranes ■ Turnkey Systems
Free Standing Systems ■ Runways and Support Systems
Workstation Cranes ■ Crane Kits
Standard Wire Rope Hoists ■ Custom Engineered Hoists
Chain Hoists ■ Endtrucks

E·M·H
Engineered Material Handling

550 Crane Dr. ■ Valley City, Ohio 44280
Phone (330) 220-8600 ■ Fax (330) 220-0204
www.emh-inc.com ■ email: emh@emh-inc.com

082006

E·M·H
Engineered Material Handling



Certified to ISO 9001:2000 Standards



NOMAD

**Complete, Free Standing
Overhead Bridge Cranes**

If you'd like the benefits of efficient and safe overhead material handling, but don't think your building is structurally or financially suited for an overhead crane, check out the NOMAD from EMH.

Buildings like those listed below may not work well with standard overhead cranes, but the NOMAD will adapt for the following reasons:

NOMAD finds a home in:

Precast Concrete Buildings

The NOMAD can often be installed without footers, eliminating the need for digging through and damaging existing floors.

Leased Buildings

All of the NOMAD's connections are bolted for easy disassembly and relocation. If you think you may move sometime in the future, you can easily take the NOMAD to a new site.

Buildings not designed specifically for overhead cranes.

The NOMAD's free standing structure supports loads your building's steel might not handle. And the low overhead design allows it to fit into sites where headroom might otherwise be a problem.

Think again if you've ruled out an overhead crane. NOMAD can give you the material handling you need at a price you'll like. Call EMH today for details.

each **NOMAD** system includes:

Tie back to existing building structures not required.

Runway Electrification is Figure-8 type. Brackets welded on runway beams; conductor bar installed in the field.

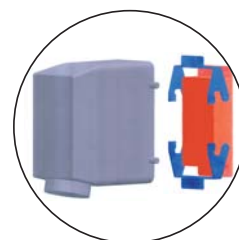
EMH Wheel Block Endtrucks with travel speed of 80 or 120 FPM (VFD) complete with mounting plates, bolts and bumpers.

EMH Wire Rope Hoist
Lift: 20 feet available
Lifting Speed: 16/2.6 FPM
Trolley Speed: 65/16 FPM.

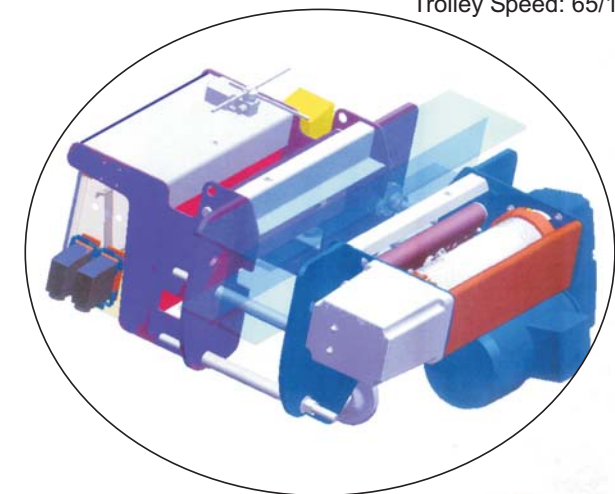
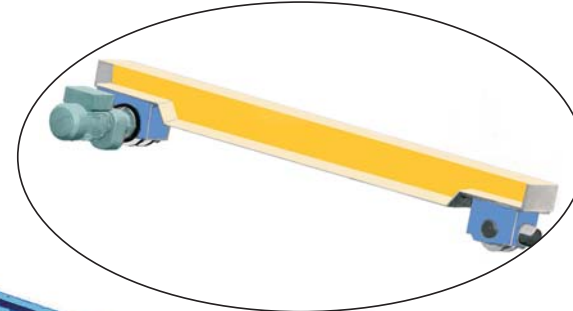


Free Standing Runway Frame in standard lengths from 20 to 120 feet. Longer runways available.

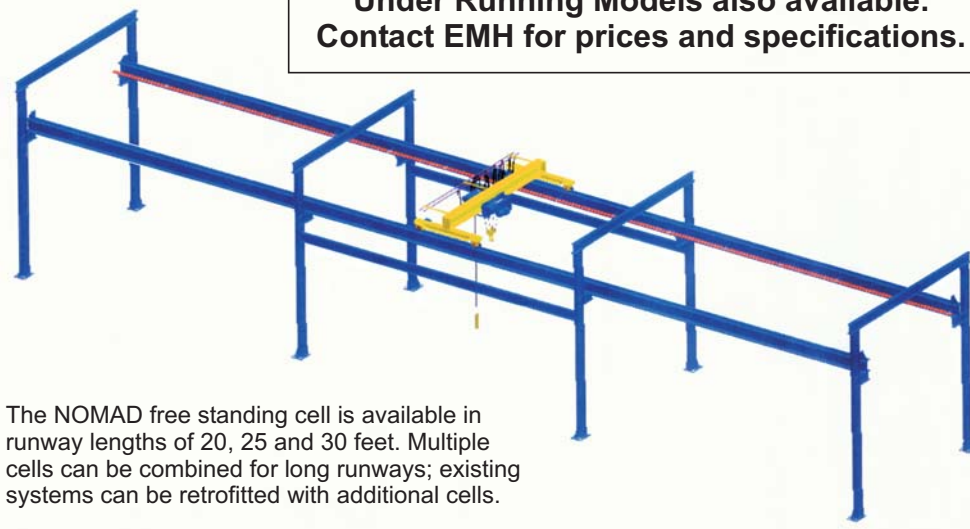
Complete trolley and sliding push button festoon systems with all required mounting hardware. Cables pre-wired to quick disconnect plugs. Festoon trolleys pre-attached to cables.



Bridge conductor cables pre-wired to **Quick Disconnect Plugs**.



Under Running Models also available. Contact EMH for prices and specifications.



The NOMAD free standing cell is available in runway lengths of 20, 25 and 30 feet. Multiple cells can be combined for long runways; existing systems can be retrofitted with additional cells.


Instructions for bridge construction and crane assembly, plus two copies of the **Maintenance Manual**, are included with each NOMAD system.



An eight-button, plug-in type **Push Button Station**, with strain relief cable and emergency stop button, slides along the bridge on a separate track.

Bridge Control Panel with lockable mainline disconnect mainline fuse, mechanical and electrical interlocking contactors and motor protection. Power and control connections pre-wired through terminal strips to quick disconnect plugs. NEMA-12 enclosure.

(Customer is responsible for piping power to runway conductor cable.)



Base Plate design allows most NOMAD systems to be installed without footers.